



Assembly Instruction

ITEM#: 1718BR-9 CHEST

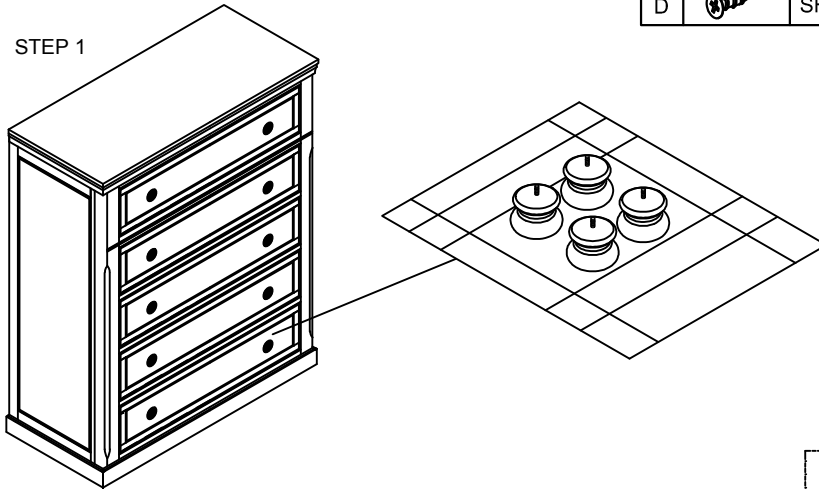
PART LIST

1	CHEST	1PC
2	BUN FOOT	4PCS

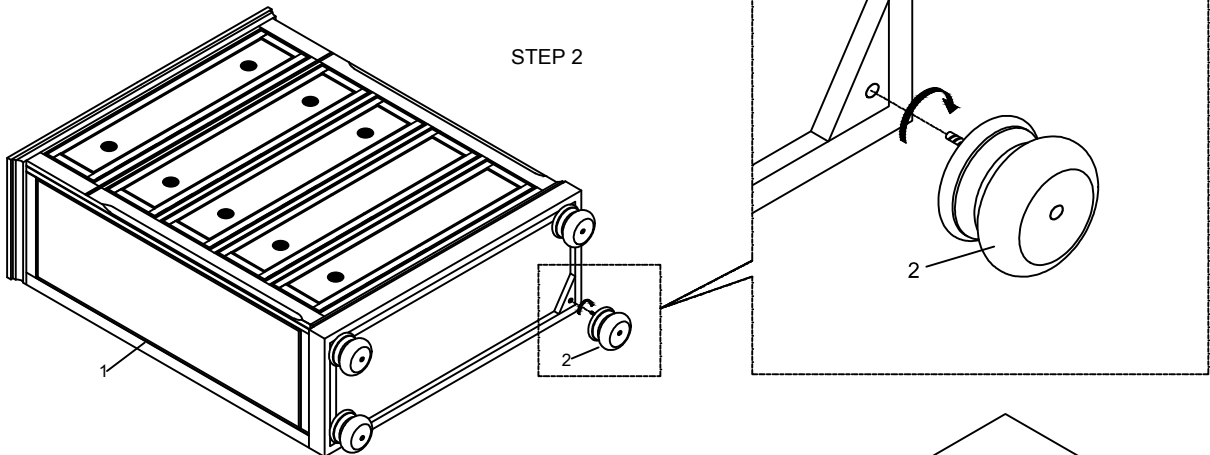
ANTI-TIPPING HARDWARE PACK

A		BRACKET	2PCS
B		TIE WRAP	1PC
C		LONG SCREW #8x2"L	1PC
D		SHORT SCREW #8x5/8"L	1PC

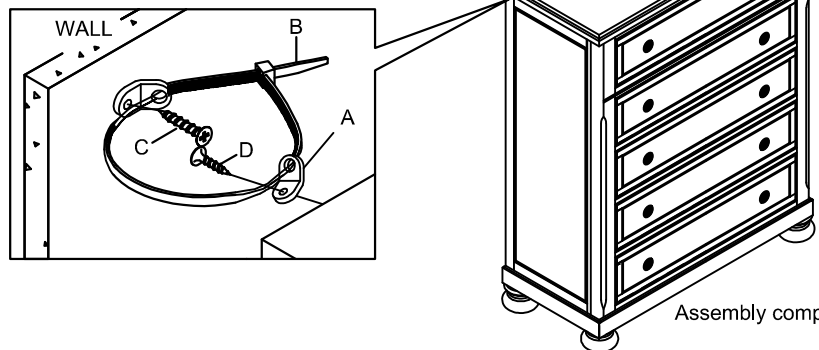
STEP 1



STEP 2



STEP 3



Assembly completed



- For items use on wooden floor hard surfaces or carpets. It is recommended to install protective pads under all legs and supports to avoid/prevent from damages/scratches and discoloration .
- Hardware may loosen over time. Periodically check to make sure all connections are tight. Re-tight if necessary.

May. 2026

MADE IN VIETNAM