
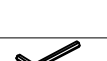










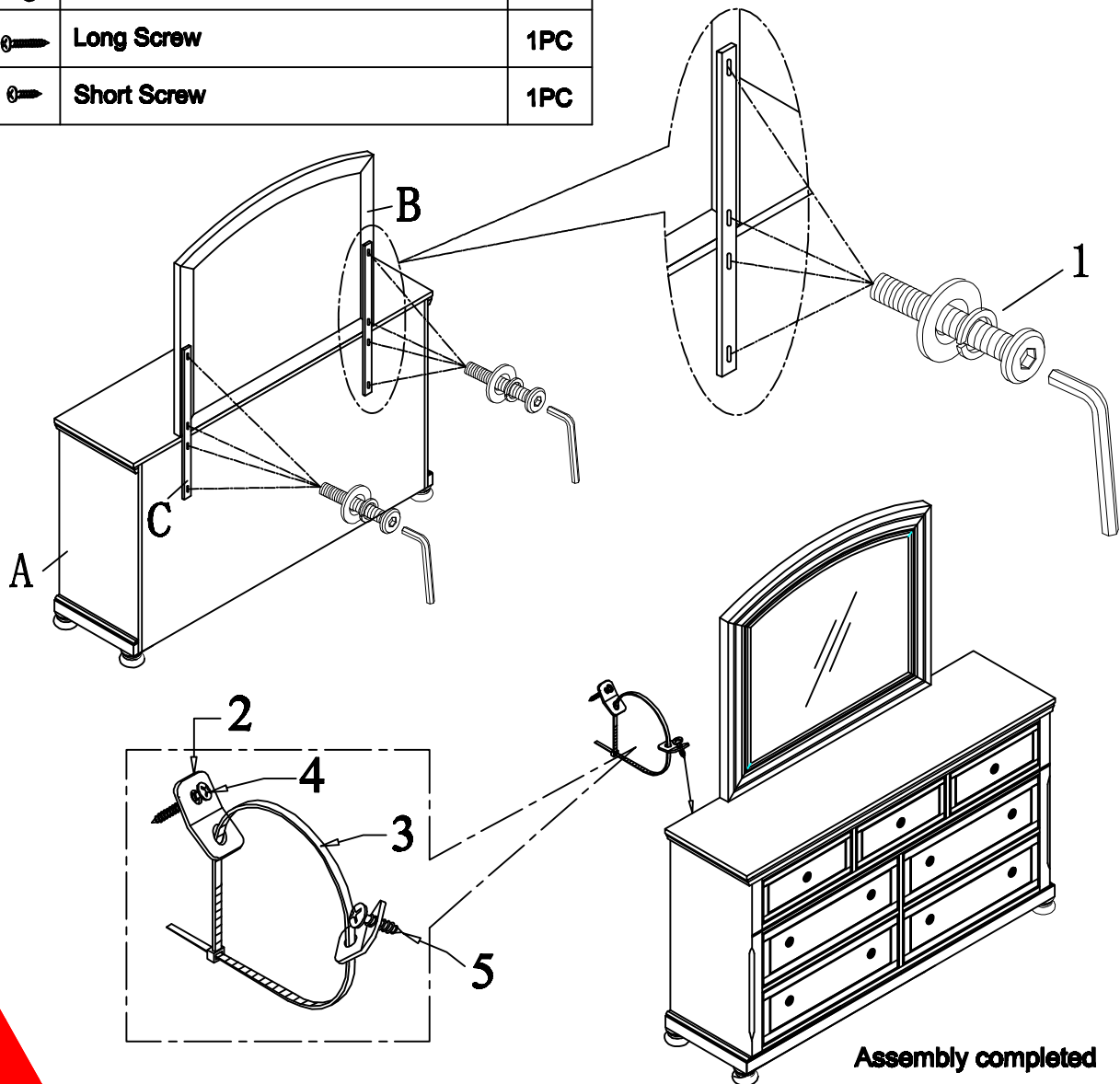


# Assembly Instruction

**ITEM: #2159-5 DRESSER  
#2159-6 MIRROR**

NO.	Hardware List		Q' TY
1		Ø1/4" *1-1/4"L Allen Bolt	8PCS
		Ø1/4" Spring washer	8PCS
		Ø1/4" * Ø19mm Flat washer	8PCS
		Allen wrench (4mm)	1PC
2		Bracket	2PCS
3		Tie Wrap	1PC
4		Long Screw	1PC
5		Short Screw	1PC

NO.	Parts list		Q' TY
A		Dresser	1PC
B		Mirror	1PC
C		Support Slats	2PCS



**For items use on wooden floor, hard surfaces or carpets, it is recommended to install protective pads under all legs and supports to avoid/prevent from damages/scratches and discoloration.**

**Assembly completed**

**MADE IN VIETNAM**