

ASSEMBLY INSTRUCTION

ITEM NO: 2327K - 1

2327K - 2

2327 - 3

(1/3) CK/EK BED HEADBOARD

(2/3) CK/EK BED FOOTBOARD WITH SLATS

(3/3) QUEEN/KING RAILS

Thank you for purchasing this quality product. Be sure to check all packing material carefully for small parts that may have come loose inside the carton during shipment.

TOOLS REQUIRED (NOT PROVIDED)

PHILLIPS SCREWDRIVER



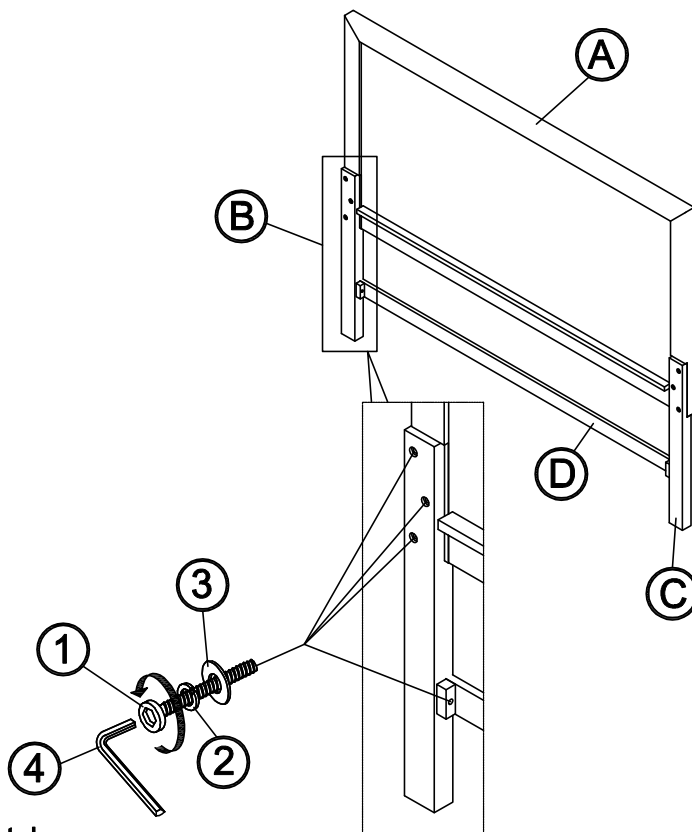
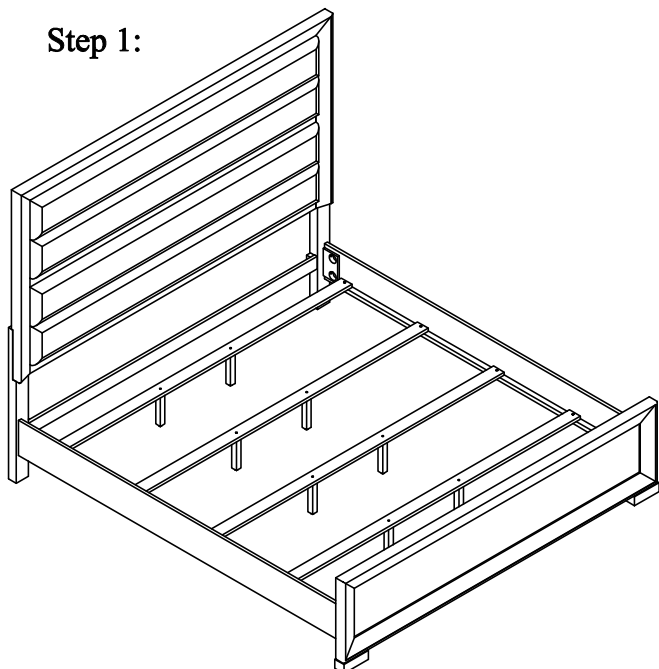
HARDWARE LISTS

| NO. | Description | Sketch | Size | Q'ty |
|-------------------------------|----------------------|--------|------------|------|
| HARDWARE (PACK IN - 1) | | | | |
| 1 | BOLT | | 5/16"*44mm | 8PCS |
| 2 | SPRING WASHER | | 5/16" | 8PCS |
| 3 | FLAT WASHER | | 5/16"*19mm | 8PCS |
| 4 | ALLEN KEY | | 4mm | 1PC |
| HARDWARE (PACK IN - 3) | | | | |
| 5 | SCREW | | Ø8*32mm | 8PCS |
| 6 | THREADED BOLT | | 5/16"*88mm | 8PCS |
| 7 | HEX NUT | | 5/16" | 8PCS |
| 8 | U-SQUARE FLAT WASHER | | 5/16" | 8PCS |
| 9 | SPRING WASHER | | 5/16" | 8PCS |
| 10 | WRENCH | | 90*12mm | 1PC |

PART LIST

| NO. | Description | Sketch | Q'ty |
|-----------------------|-----------------------|--------|------|
| PART (2327K-1) | | | |
| A | HEADBOARD | | 1PC |
| B | HEADBOARD POST (RSF) | | 1PC |
| C | HEADBOARD POST (LSF) | | 1PC |
| D | HEADBOARD BOTTOM RAIL | | 1PC |
| PART (2327K-2) | | | |
| E | FOOTBOARD | | 1PC |
| F | SLATS | | 4PCS |
| G | SUPPORT LEG | | 8PCS |
| PART (2327-3) | | | |
| H | SIDE RAIL | | 2PCS |

Step 1:



Foundation/box spring required, sold separately

It is recommended to install protective pads under all legs and supports to avoid damage or scratches when placing furniture on a wood floor or other hard surface, and to limit indentation and prevent discoloration if placing on carpet.

Hardware may loosen over time . Periodically check to make sure all connections are tight. Re-tighten if necessary

MADE IN VIETNAM

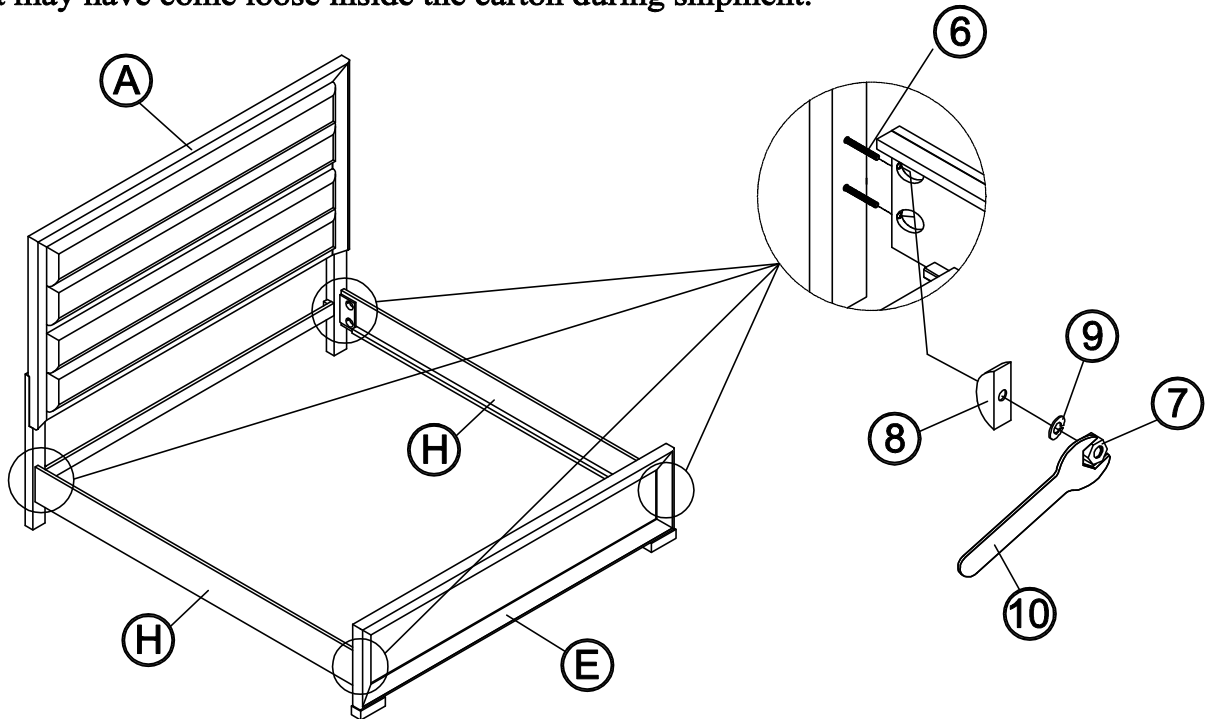
ASSEMBLY INSTRUCTION

ITEM NO: 2327K - 1
2327K - 2
2327 - 3

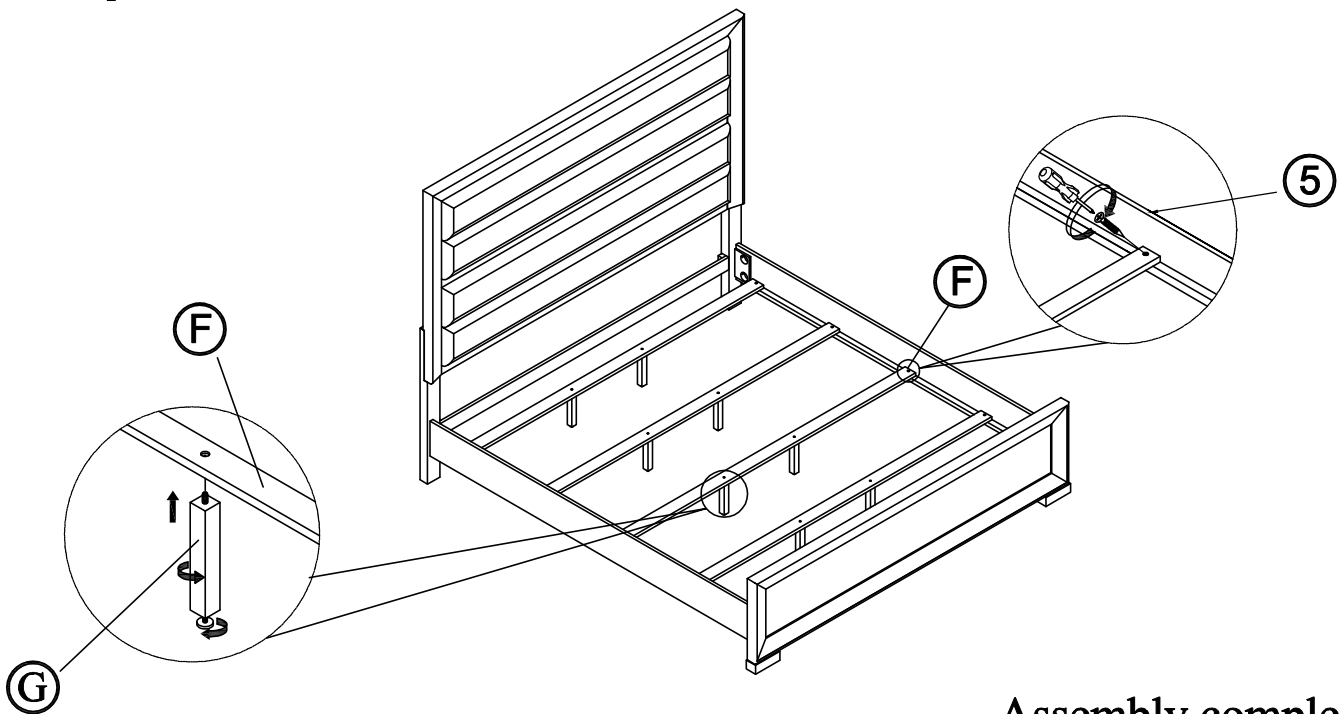
(1/3) CK/EK BED HEADBOARD
(2/3) CK/EK BED FOOTBOARD WITH SLATS
(3/3) QUEEN/KING RAILS

Thank you for purchasing this quality product. Be sure to check all packing material carefully for small parts that may have come loose inside the carton during shipment.

Step 2:



Step 3:



Assembly completed



Foundation/box spring required, sold separately

It is recommended to install protective pads under all legs and supports to avoid damage or scratches when placing furniture on a wood floor or other hard surface, and to limit indentation and prevent discoloration if placing on carpet.

Hardware may loosen over time. Periodically check to make sure all connections are tight. Re-tighten if necessary

MADE IN VIETNAM