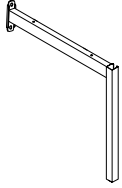


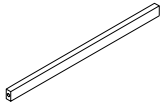
# ASSEMBLY INSTRUCTION

## SH1158BKS SIDE CHAIR, BLACK PU, 3A

### PART LIST:



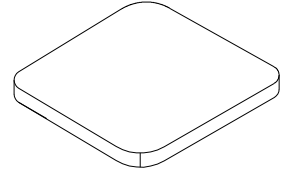
**A: Chair Leg Frame**  
L & R  
2PCS



**B: Front Rail**  
1PC



**C: Chair Back**  
1PC



**D: Seat Cushion**  
1PC

### HARDWARE LIST:



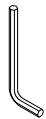
**1 : Bolt**  
1/4"-20X 16mm  
4PCS



**2 : Bolt**  
1/4"-20X 43mm  
2PCS



**3 : Bolt**  
M5 X 58mm  
4PCS



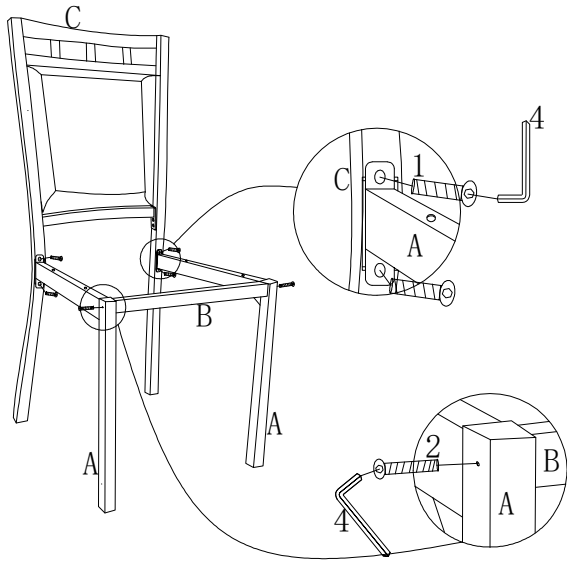
**4 : 4mm**  
1PC



**5 : Not Provide**

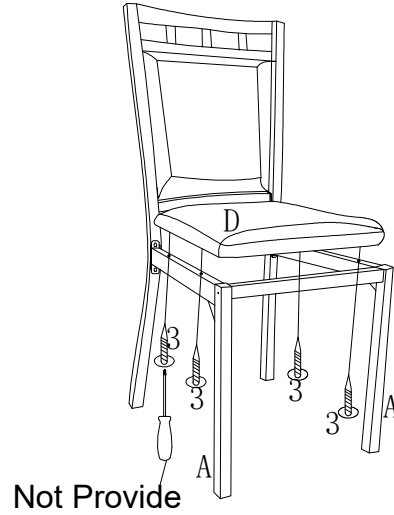
NOTE: PLEASE DO NOT TIGHTEN ALL BOLTS UNTIL THE BED IS ASSEMBLED COMPLETELY.

## STEP 1:




Hardware 1: 4 pcs  
Hardware 2: 2 pcs

## STEP 2:



Hardware 1: 4 pcs

## COMPLETED:



**!** For items use on wooden floor, hard surfaces or carpets, it is recommended to install protective pads under all legs and supports to avoid/prevent from damages/scratches and discoloration.